



Plate 1. **a.** Crustose lichen mosaic; **b.** Crustose lichen; **c.** Foliose lichen, *Flavoparmelia* sp.; **d.** Fruticose lichen, *Ramalina* sp.; **e.** Fruticose lichen; **f.** *Nephroma australe*; **g, h, i, j, k, l.** *Heterodea muelleri*.

Photos. **a:** Jean-Marc Porigneaux; **b, c, d:** Simone Louwhoff; **e:** Ian Bell; **f, l:** Jean Jarman; **g, h:** Ray Cranfield; **i, k:** Eric McCrum; **j:** Jutta Godwin.




Plate 2. a, b, c. *Badimiella pteridophila*; d, e, f. *Psora decipiens*; g. *Psora crenata*; h, i, j, k. *Xanthoparmelia semiviridis* (*Chondropsis semiviridis*).

Photos. a, b: Tom May; c, h: Jean Jarman; d: Katrina Syme; e, j: Heino Lepp; f: Jolanda Keeble; g: Brigitte de Villiers; i: Ray Cranfield; k: Eric McCrum.




Plate 3. **a.** *Auricularia auriculajudae*; **b.** *A. cornea*; **c.** *A. delicata*; **d.** *A. mesenterica*; **e, f.** Coralloid fungus; **g.** *Russula* sp.; **h.** (L) *Dermocybe erythrocephala* & (R) *D. kula*; **i.** *Cortinarius globuliformis*; **j.** *Glonium* sp.; **k.** *Dermocybe kula*.

Photos . **a, b, c:** Fran Guard; **d:** www.aphotofungi.com; **e:** Esther van de Belt; **f:** Genevieve Gates; **g:** Ray Kearney; **h:** Katrina Syme; **i, j:** Sapphire McMullan-Fisher; **k:** Kathleen Matthews.




Plate 4. **a.** *Porodisculus pendulus*; **b.** *Leratiomyces* sp.; **c, d.** *Hericium coralloides*; **e.** *Coprinus* sp.; **f.** *Pseudohydnum gelatinosum*; **g.** *Dictyopanus pusillus*; **h.** *Fuligo septica*; **i.** *Aleuria aurantia*; **j, k.** *Volvariella speciosa*; **l.** *Cortinarius australiensis*.

Photos. **a:** David Catcheside; **b:** Steve Axford; **c, d, j, k.** Paul George; **e.** Philip Bridle; **f, g:** Ian Bell; **h, i:** Alison Pouliot; **l:** Kathleen Matthews.